



Spanish Country Exploration

- ❖ Read the directions carefully. The example slides don't explain everything—they are just an example.
- ❖ Estados Unidos/Los Estados Unidos means The United States in Spanish (You just add your country's name, not "Estados" followed by its name.)
- ❖ All photos should be AUTHENTIC!! No stock photos
- ❖ If you can't find your project do NOT create a new one. Come see me instead!
- ❖ You may not include transitions or animations until your WHOLE project is finished!
- ❖ Your project should be UNIQUE, not a copy of my example.
- ❖ Directions are on the LEFT, my examples are on the RIGHT.

Spanish-speaking countries

- Argentina
- Bolivia
- Chile
- Colombia
- Costa Rica
- Cuba
- Ecuador
- El Salvador
- Guatemala
- Honduras
- Mexico
- Nicaragua
- Panama
- Peru
- Spain
- Uruguay



- The name of your country
- Your name
- An image (either a flag, a photo from your country, or a map of your country)

Slide 1



- 4 or more basic facts about your country
This slide MAY be in English or Spanish

Some suggestions are below:

• Population	• Historical facts about your country
• Where it is located	• Unique places within your country
• If they speak another language besides Spanish	• Other facts not on this list
• Type of money they use	

Slide 2 You may also add some photos that go with this information.

Cosas interesantes

- Money: US Dollars
- Landscape: mountains, oceans, prairies, tropical beaches, and deserts
- There are 50 states that make up **los Estados Unidos**
- **Los Estados Unidos** was founded in 1776

- Select a holiday/celebration from your chosen country to learn about
- What is it called?
- What do people do to celebrate this holiday/celebration?
- Why do they celebrate?
- Include pictures



This slide may be in English OR Spanish

– MARTIN LUTHER KING, JR.

Martin Luther King Jr. Day

- Martin Luther King Jr. Day is on the third Monday every year in January.
- The United States celebrates MLK Day to honor Martin Luther King Jr. who was a civil rights activist.
- On this day, government organizations are closed to remember what Martin Luther King Jr. did for our country.
- In Troy, this is a Service Day where students can do acts of service for their community.

- Image from your country
 - Sentence in Spanish that uses an adjective to describe your country
- Ex: Canada es inteligente.



This slide MUST be in SPANISH



- 2-3 UNIQUE animals that live within your country
 - A sentence for each animal using “está en”
- Ex: El gato está en Canada.



This slide MUST be in SPANISH

El oso grizzly está en los Estados Unidos.

El águila está en los Estados Unidos.

La rana está en los Estados Unidos.

Search for an image of a family FROM YOUR COUNTRY
 Try searching "la familia Mexico" if your country is Mexico
 Label who you think the family members might be in Spanish

la mamá	el abuelo
el papá	la abuela
el hermano	el tío
la hermana	la tía
el primo	la prima

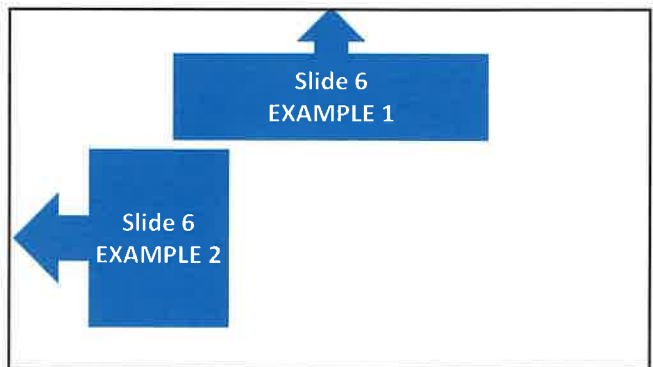
 Slide 6 **This slide MUST be in SPANISH**



From left to right: el abuelo, la mamá, la hermana, el papá, el hermano, la abuela

el primo, la tía, el tío, el primo

La familia de los Estados Unidos



4 AUTHENTIC images of community locations FROM YOUR COUNTRY (choose from list →)
 Try searching "la casa Mexico" if you're looking for a house in Mexico.
 Label each image in Spanish.
 Leave space for a sentence somewhere on your slide.

la casa el banco la escuela el hotel el baño la tienda el parque el museo el restaurante la playa el hospital el gimnasio el mercado
--

 Slide 7 **This slide MUST be in SPANISH**

PART ONE



- Hide a family member on your community slide (Slide 7)
- Add a question asking where the family member is hiding using
 “¿Dónde está (family member) ?”

This slide **MUST** be in **SPANISH**

Slide 7

PART TWO

la casa el parque la playa

el restaurante

¿Dónde está la bebé?

- 4 TOTAL photos of clothing FROM YOUR COUNTRY
- 2 photos of traditional clothing
- 2 photos of modern clothing (can also be traditional if you'd like)

Slide 8

La ropa de **los Estados Unidos**

- Pick your favorite clothing photo from Slide 8
- Add that photo to a new slide to make Slide 9
- Describe what the person/people in this photo are wearing
 Ex: La mujer lleva los pantalones azules y la camisa blanca.
(The woman is wearing blue pants and a white shirt.)

Helpful words:
 El hombre= The man
 La mujer= The woman
 El niño= The boy
 La niña= The girl

Don't forget proper
NOUN/ ADJECTIVE
AGREEMENT!

Slide 9

This slide **MUST** be in **SPANISH**

La niña lleva los pantalones azules, los zapatos blancos, la camisa blanca, y la chaqueta azul.

El niño lleva los pantalones azules, los zapatos negros y blancos, y el suéter azul con dinosaurio.

FINAL SLIDE-Create a final message to say about your country. Some **IDEAS** are below.

¡Vengan a _____!
Come to _____!

Gracias por ver mi presentación.
Thanks for viewing my presentation.



Espero que les gustó.
I hope you liked it.



IDEAS (optional)

Country slogans

- Argentina – Beats to your rhythm
- Bolivia – Bolivia awaits you
- Chile – All are welcome
- Colombia – Colombia is magical realism
- Costa Rica – Pura vida
- Cuba – Autentica Cuba
- Ecuador – All you need is Equador
- El Salvador – The 45 Minute Country
- Guatemala – Heart of the Mayan World
- Honduras – Everything is here
- Mexico – Live It to Believe It
- Nicaragua – Unica. Original!
- Panama – Panama Surprises
- Peru – Land of the Incas
- Spain #spainindetail
- Uruguay – Uruguay natural
- Venezuela – Venezuela is your destination!